



HUSTLER™



2023 CATALOGUE



WELCOME TO HUSTLER COUNTRY

Welcome to Hustler Country!

A place where people earn their keep. In Hustler Country we build mowers that last. Mowers not afraid of a little hard work.

We develop new products and improve existing ones - it's a source of pride. And it's that pride, plus our hard work and our ingenuity, that come together to create the most innovative, hard-working outdoor power equipment solutions for you.



TABLE OF CONTENTS

HUSTLER RESIDENTIAL	4-5
DASH XD	6-7
RAPTOR SERIES	8-9
RAPTOR X	10
RAPTOR XD	11
RAPTOR XDX	12-13
HUSTLER COMMERCIAL	14-15
FASTRAK SERIES	16-17
FASTRAK	18
FASTRAK SDX	19
X-ONE SERIES	20-21
SUPER Z HYPERDRIVE SERIES	22-23
HYPERDRIVE SERIES	24-25
SUPER 104 SERIES	26-27
SUPER S SERIES	28-29
RESIDENTIAL SPECIFICATIONS	30-31
COMMERCIAL SPECIFICATIONS	32-33
ACCESSORIES	34-35



IMPROVING LIFE & LAWN CARE

In 1964, Hustler introduced the world's first twin-lever zero-turn lawn mower. Today, the twin-lever design created by Hustler is used by most zero-turn manufacturers. With a jump on the competition, Hustler quickly began improving the original design by implementing a rigorous R&D program to engineer, test, and push the envelope on what was possible with a zero-turn mower for the commercial market.

In 2012, Hustler took these years of innovation and experience with commercial equipment and put that knowledge into a residential zero-turn mower called the Raptor™. The success of the Raptor led to a complete series of Raptor models, and eventually spun off the Dash™ Series.

Today, homeowners rely on Hustler equipment for its durability, reliability and professional cut quality. They also depend on our quality customer service, product warranties and our Australia-wide network of servicing dealers.



THE HUSTLER™ ADVANTAGE

SMOOTHTRAK™ STEERING

Developed over decades of experience. Precision control designed to help trim and manoeuvre easily around obstacles.



INTEGRATED PARK BRAKE

Hustler was the first to integrate the parking brake into the twin-lever design. This design was patented for years and continues to be a great safety measure for operators.



FABRICATED DECKS

Our fabricated welded-steel decks are designed to handle harsh conditions. Heavy-gauge steel and reinforced impact areas help prolong the life of the deck.



TOUGH FRAMES

Fabricated welded-steel frames, thick front axles and forks with heavy-duty caster yokes help your mower last for years. Our frames are tested for thousands of hours on concrete test tracks with inclines and embankments.



SIMPLE DESIGN

More engineering doesn't always mean more parts or more complexity. Quite the opposite. We engineer our mowers for easy serviceability with flip-up seat pans, removable floor pans, and vented pulley covers.



PRECISION CUT QUALITY

Our decks are not only tough, but engineered to give homeowners a clean, crisp cut. This comes from decades of learning how the airflow inside the deck stands grass blades up during the cut. Make your neighbors jealous with a beautifully manicured yard and well-defined stripes.



DASH XD

The Dash XD is Hustler's most compact residential mower designed for smaller property owners. The smaller design makes it ideal for garage storage and fitting through tight spaces like fence gates. One piece fabricated frame and welded steel deck come standard along with bolstered seat, Kawasaki® power & BigBite™ tyres.

Engine	Deck Sizes Available
15HP* - Kawasaki FR541	34", 42"

✓ 2yr / 200hr residential warranty**



DASH XD

Fabricated Steel Frame
1"x 2" fabricated steel frame making it tough and durable.

Welded Fabricated Steel Deck
10 ga. welded fabricated steel deck adds durability compared to a stamped deck.

Foot-Operated Deck Lift
Easily adjust the deck height between 1.5" - 4.5".

Bolstered Seat
Bolstered with built-in lumbar support.

18" BigBite™ Rear Tyres
We worked directly with the tyre manufacturer on this design.

Compact Size
Easily fits through most gates to tackle fenced-in backyards. The small footprint makes it ideal for storing in a garage.

Kawasaki® Power
V-Twin Kawasaki® engine

Standard Engine Guard

RAPTOR

SERIES

RAPTOR SERIES SHARED FEATURES

- 1 Welded Steel Deck**
Welded fabricated steel deck helps add durability and can extend the mower's life.
- 2 Wide Stance**
Designed to provide ample room adding to the comfort for the operator.
- 3 SmoothTrak™ Steering**
Precision control designed to help trim and manoeuvre easily around obstacles.
- 4 Bolstered Seat**
Helps provide a comfortable ride with armrests and airflow to the back.
- 5 Rubber Floor Mat**
Helps provide comfort by minimising vibration on the operator's feet. Standard on all Raptor models.



- 6 Fabricated Frame**
Continuous one-piece 1½ inch by 3-inch welded tubular frame.
- 7 Foot-Operated Deck Lift**
Easily adjust the deck height between 1.5" - 4.5".
- 8 Easy to Service**
Flip-up seat pan, removable floor pan, vented pulley covers.
- 9 Exclusive BigBite™ Rear Tyres**
We worked directly with the tyre manufacturer on this design. You will not find them on other brands.
- 10 Kawasaki® Power**
Powered by a V-Twin Kawasaki® engine.

RAPTOR SERIES

IDEAL FOR UP TO
3
ACRES
PER HOUR¹

RAPTOR
X

The legendary Raptor X packs all the performance and reliability Hustler is known for into a simple and durable design. We engineer our mowers to be maintenance and service friendly for the everyday homeowner. From the frame to the deck to our trademark steering, the Raptor X delivers excellent cut quality for a well manicured lawn. We've put thousands of hours of R&D and testing into the Raptor Series, which is why it's backed by a 3yr / 300hr warranty**.



Engine	Deck Sizes Available
21.5HP* - Kawasaki® FR651	42"
23HP* - Kawasaki® FR691	54"

✓ 3yr / 300hr Residential Warranty**



Bolstered Seat
Helps provide a comfortable ride with armrests and airflow to the back.



Kawasaki® Engine
Powered by a V-Twin Kawasaki® Engine.



Exclusive BigBite™ Rear Tyres
We worked directly with the tyre manufacturer on this design. You will not find them anywhere else.

RAPTOR
XD

IDEAL FOR UP TO
3.2
ACRES
PER HOUR¹

The Raptor XD is the ideal zero turn for homeowners with up to 3.2 acres of property. The up to 23HP* Kawasaki® engine and 54-inch deck option makes XD a premium lawn mower in the residential zero turn category. Like all Raptors, we've spent decades and thousands of hours perfecting our durable fabricated decks that provide a crisp, clean cut-quality. Raptor XDs are backed by a 3yr / 300hr warranty**.



Engine	Deck Sizes Available
21.5HP* - Kawasaki® FR651	42"
23HP* - Kawasaki® FR691	48", 54"

✓ 3yr / 300hr Residential & Commercial Warranty**

UPGRADES FOUND ON THE RAPTOR XD

Compared to Raptor X.



Higher-Back Seat and Added Padding
For all day comfort.



Additional 48" Deck Size Option Available



Larger BigBite™ Drive Tyres
Up to 20" on the rear tyres.
Larger Transmissions
Hydro-Gear® ZT-2800®.

¹Guidance and recommendations based on total property size and will vary depending on yard and terrain conditions. See your local dealer for expert advice.
*As rated by the engine manufacturer. **See owner's manual for warranty details and information. Certain restrictions apply.

¹Guidance and recommendations based on total property size and will vary depending on yard and terrain conditions. See your local dealer for expert advice.
*As rated by the engine manufacturer. **See owner's manual for warranty details and information. Certain restrictions apply.

RAPTOR SERIES

IDEAL FOR UP TO
3.9
ACRES
PER HOUR¹

RAPTOR XDX

The Raptor XDX is at the top of Hustler's residential zero turn category. It has commercial-grade features like a 10-gauge fabricated deck, cast steel deck hangers, vented and toolless removable pulley covers. The XDX also reaches up to 12km/h with Hydro-Gear® ZT-3100® commercial transmissions making for a smooth ride. The 5-inch-deep deck is designed to allow for mowing through thick grass at top speeds. The heavy-duty XDX is backed by a 3yr / 400hr residential and commercial warranty**.



Engine	Deck Sizes Available
23HP* - Kawasaki® FR691	48", 54"
24HP* - Kawasaki® FR730	60"

✓ 3yr / 400hr Residential & Commercial Warranty**

UPGRADES FOUND ON THE RAPTOR XDX

Compared to Raptor XD.



**Higher-Back Seat
and Added Padding**
For all day comfort.



Larger 22" BigBite™ Drive Tyres



Commercial-Grade Deck
10 ga. with front bull nose bumper



¹Guidance and recommendations based on total property size and will vary depending on yard and terrain conditions. See your local dealer for expert advice.
*As rated by the engine manufacturer. ** See owner's manual for warranty details and information. Certain restrictions apply.



BUILT FOR ALL DAY, EVERYDAY PERFORMANCE

Whatever your daily hustle, you need equipment that's Built to Work. Long days and rough conditions can take their toll, and when you rely on your equipment to earn a living, downtime is costly and inconvenient. That's why every Hustler mower is Built to Work, not built to a price. Hustler mowers front up day after day, year after year, ready to work hard.

For a better built mower that's got your back, and your back pocket, you can't beat Hustler.

EXCLUSIVE COMMERCIAL FEATURES



HYPERDRIVE SYSTEM

Reducing the temperature of the oil in your wheel motors is key to extending the life of your hydraulic system. Hustler's exclusive HyperDrive system helps do just that with temperature regulation and tough components designed to keep your mower at peak performance. Available on the Super Z Hyperdrive and Super 104 models.



VX4 DECK TECHNOLOGY

The VX4 Deck combines four performance features to help provide a quick, clean, and professional looking cut: Versatility, Velocity, Vacuum and Volume. The combination allows professionals to move grass through the deck efficiently and consistently. Available on the X-One, Super Z & Super Z Hyperdrive models.



COMMERCIAL-GRADE ENGINES

The Hustler Commercial range features commercial-grade, heavy-duty Kawasaki® engines that are built for the toughest jobs.



ROLLOVER PROTECTION SYSTEM (ROPS)

Hustler Commercial Zero Turns include a Rollover Protection System (ROPS) to keep you safe when mowing on difficult terrain. Available on Hustler Commercial Zero Turns.



I3M™ SUSPENSION SEAT


The high-back I3M™ seat features adjustable armrests and a 3-inch travel range giving you maximum comfort all day, everyday.



UNMATCHED WARRANTIES

Hustler Mowers are built to the highest of standards. That is why our warranties across the commercial range include no hour limits* to give you added peace of mind for years to come.

**No hour limit commercial warranties available on the X-One, Super Z & Super Z Hyperdrive models.*



FASTRAK SERIES

FASTRAK & FASTRAK SDX SHARED FEATURES



1


Magnetic Top Pin Deck Lift System
Adjust the deck height between 1.5" -4.5" with your foot.

2

SmoothTrak™ Steering
Precision control designed to help trim and manoeuvre easily around obstacles.


3

Cast Deck Hangers
Designed to help improve durability.



4

Front and Rear Tie Downs
1.5" x 3" tubular steel fabricated frame with front and rear tie downs.



7



5

Easy Serviceability
Flip-up seat pan, removable floor pan, and toolless removable pulley covers to make maintenance easy and simple.

6

Less Clutter Under Seat
Provides airflow aiding in keeping transmissions cooler.

7

Transmissions
Serviceable Hydro-Gear® Transmissions.

8

Welded Steel Deck
10 ga. welded fabricated steel.

9

BigBite™ Tyres
Excellent traction designed not to tear up turf. We worked directly with the tyre manufacturer on this product.

FasTrak model pictured above.

FASTRAK

The FasTrak series is ideal for business owners who demand more from their zero turn mower. Features like the 4 year commercial warranty, fabricated steel decks, commercial-grade Kawasaki® V-Twin engines and strong Hydro-Gear® ZT-3200 transmissions will have you mowing for longer. Safety is covered with standard roll over protection bar, while the seating position has been designed with operator comfort in mind.

Engine	Deck Sizes Available
22HP* - Kawasaki® FT691	48", 54"
24HP* - Kawasaki FT730	60"

✓ 4yr / 750hr Residential & Commercial warranty**



High-Back Suspension Seat
Shields the operator from bumps. EVC cushion designed to help take pressure off the tailbone and lower back.



Commercial-Grade Kawasaki® FT Engine
With Vortical Air Filtration. Cleans debris to help extend engine life.



Dual Roto-Molded Fuel Tanks
32 litre fuel capacity and dual fuel gauges.



Standard Dual USB Port



IDEAL FOR UP TO
3.9
ACRES
PER HOUR¹

UPGRADES FOUND ON THE FASTRAK SDX

Compared to FasTrak

Engine	Decks Sizes Available
22HP* - Kawasaki FX691	48", 54"
23.5HP* - Kawasaki FX730	60"

✓ 4yr / 1000hr Residential & Commercial warranty**

- ✓ **Extra High-Back Suspension Seat**
Higher backrest and more bolstered back cushion
- ✓ **Kawasaki® FX Engine**
Full commercial remote canister air cleaner
- ✓ **Larger Transmissions**
Hydro-Gear® ZT-3400™
- ✓ **More Warranty Coverage**
4yr/1000hr compared to 4yr/750hr warranty**



¹Guidance and recommendations based on total property size and will vary depending on yard and terrain conditions. See your local dealer for expert advice.
*As rated by the engine manufacturer. ** See owner's manual for warranty details and information. Certain restrictions apply.

IDEAL FOR UP TO
4.3
ACRES
PER HOUR¹

X-ONE

The X-ONE is built for the full-time commercial landscaper to provide all day, every day performance. The 54" or 60" cutting decks offer flexibility, making this model suited to both large area mowing and jobs where narrower access is required. The VX4 Deck technology is engineered for extreme vacuum to efficiently draw grass and leaves up into the mower blades resulting in a consistent cut for all grass types including thin dry grass.

Engine	Deck Sizes Available
27HP* - Kawasaki® FX850	54"
27HP* - Kawasaki® FX850 EFI	60"

✓ 5yr / 1200hr Residential & 2yr / no hour limit Commercial warranty**



VX™ Deck
Fabricated 7 ga. steel engineered for extreme vacuum to deliver an excellent after cut appearance.



I3M™ Suspension Seat
High-back seat with adjustable armrests and 3-inch travel range.



Commercial-Grade Engines
Kawasaki® FX Engines backed by a 3-year warranty**.



IDEAL FOR UP TO
6.3
ACRES
PER HOUR¹



- 1

Fabricated Frame
1.5" x 3.0" steel single piece fabricated frame.
- 2

SmoothTrak™ Steering
Precision control to help trim and manoeuvre easily around obstacles.
- 3

Foot-Operated Deck Lift
Easily adjust the deck height between 1"- 5.5" with your foot.
- 4

VX4 Deck
Fabricated 7 ga. steel engineered for extreme vacuum for performance and cut quality.
- 5

Commercial-Grade Torque
Hydro-Gear® ZT-4400™.
- 6

I3M™ Seat
High-back seat with adjustable armrests and 3-inch suspension travel range.

¹Guidance and recommendations based on total property size and will vary depending on yard and terrain conditions. See your local dealer for expert advice.
*As rated by the engine manufacturer. ** See owner's manual for warranty details and information. Certain restrictions apply.

SUPER Z

Engine	Deck Sizes Available
35HP* - Kawasaki® FX1000	54", 60"

✓ 5yr / 1200hr Residential & 2yr / no hour limit Commercial warranty**



Commercial-Grade Torque
Hydro-Gear® 21cc PY pumps and Parker TG wheel motors.



Heavy-Duty Hydraulics
With 11 litre oil reservoir, oil cooler w/ fan & hot oil shuttle.



Commercial-Grade Engines
Kawasaki® FX Engines backed by a 3-year warranty**.

IDEAL FOR UP TO
6.8
ACRES
PER HOUR¹

SUPER Z

Power meets productivity with the Super Z Series. With ground speed up to 22.5 km/h, the Super Z offers a great compromise between high productivity and compact size, while the dual fuel tanks up to 45 litre total capacity means less stopping and more mowing. The cutting deck options offer super flexibility, making this range suited to both wide area applications and jobs where a narrower machine is required.



- 1** **VX4 Deck**
Fabricated 7 ga. steel deck engineered to help move grass at high speed while maintaining cut-quality.
- 2** **Foot-Operated Deck Lift**
Easily adjust the deck height between 1" - 5.5" with your foot.
- 3** **I3M™ Suspension Seat**
High-back seat with adjustable armrests and 3-inch travel range.
- 4** **SmoothTrak™ Steering**
Precision control to help trim and manoeuvre easily around obstacles.
- 5** **Large Fuel Capacity**
Dual fuel tank w/ 45 litre total fuel capacity.
- 6** **Easy Serviceability**
Flip-up seat pan, removable floor pan, and vented pulley covers for easy and simple maintenance.

¹Guidance and recommendations based on total property size and will vary depending on yard and terrain conditions. See your local dealer for expert advice.
*As rated by the engine manufacturer. ** See owner's manual for warranty details and information. Certain restrictions apply.

IDEAL FOR UP TO
9.3
ACRES
PER HOUR¹

SUPER Z HYPERDRIVE

Engine	Deck Sizes Available
36HP* - Kawasaki® FX1000	60", 60 RD, 72", 72" RD
38.5HP* - Kawasaki® FX1000 EFI	60", 72"

RD = Rear Discharge

✓ 5yr / 1200hr Residential & 2yr / no hour limit Commercial warranty**




HYPERDRIVE SYSTEM

Reducing the temperature of the oil in your wheel motors is a key to extending the life of your hydraulic system. Hustler's exclusive HyperDrive system helps do just that with temperature regulation and heavy-duty components designed to keep your mower at peak performance.



HyperDrive Hydro System
Features industrial-grade pumps and motors to handle tough jobs and long days.



Parker® TG280 Wheel Motors



Industrial-Grade Slipper Piston Pumps
These pumps are typically found on larger equipment like skid steers.



SUPER Z HYPERDRIVE

Power meets productivity with the Super Z HyperDrive Commercial zero turn mowers. Fast ground speed combined with a range of side discharge or rear discharge cutting decks offer super flexibility, making this model suited to a wide range of applications. The HyperDrive system also ensures long term reliability and performance, with industrial-grade hydro transmissions and temperature regulation to keep you going all day in hot conditions when others would give up.



- 1 Commercial-Grade Engines**
Kawasaki® FX1000 or Kawasaki® FX1000 with EFI engine options.
- 2 Foot Operated Deck Lift**
Easily adjust the deck height between 1" - 5.5" with your foot.
- 3 I3M™ Suspension Seat With Upholstered Armrests**
High-back seat with adjustable armrests and 3-inch travel range.
- 4 Ample Torque**
Danfoss DDC-20 pumps and Parker® TG wheel motors.
- 5 VX4 Deck**
Fabricated 7 ga. steel deck engineered to help move grass at high speed while maintaining cut-quality.
- 6 Easy Serviceability**
Flip-up seat pan, removable floor pan, and vented pulley covers for easy and simple maintenance.


¹Guidance and recommendations based on total property size and will vary depending on yard and terrain conditions. See your local dealer for expert advice.
*As rated by the engine manufacturer. ** See owner's manual for warranty details and information. Certain restrictions apply.

IDEAL FOR UP TO
9.2
ACRES
PER HOUR¹

SUPER 104

Engine	Deck Sizes Available
38.5HP* - Kawasaki® FX1000 EFI	104"

✓ 5yr / 1200hr Residential & 2yr / no hour limit Commercial warranty**



HyperDrive Hydro System
Features industrial-grade pumps and motors to handle tough jobs and long days.



104" Width of Cut
Widest zero turn available from Hustler Mowers.



80" Transport Width
Fits most trailers making it easy to transport from job-to-job.

¹Guidance and recommendations based on total property size and will vary depending on yard and terrain conditions. See your local dealer for expert advice.
*As rated by the engine manufacturer. ** See owner's manual for warranty details and information. Certain restrictions apply.

SUPER 104

A true no-compromise wide area Zero Turn mower, the Hustler Super 104 delivers unrivalled productivity. Offering a fast 17.7 km/h ground speed and huge 104" mowing width, the Hustler Super 104 cuts more grass in less time, while the industrial grade hydro transmissions, and huge 45.6L fuel tank, mean you can stay in the seat mowing for longer. Operator comfort is second to none with a deluxe high-back suspension seat, effortless hydraulic deck lift, SmoothTrack™ Steering and a handy oversized cup holder ensuring every shift is a comfortable one.

1 HyperDrive Hydro System
Features industrial-grade pumps and motors to handle tough jobs and long days.

2 SmoothTrak™ Steering
Precision control designed to help trim and manoeuvre easily around obstacles.

3 Hydraulic Deck Height Adjustment
Raising and lowering your cutting height is easy.

4 I3M Suspension Seat
High-back seat with adjustable armrests and 3-inch travel range.

5 Commercial-Grade Engines
Kawasaki® FX1000 EFI engine options.

6 Hydraulic Wings
Easily raise and lower wings for transporting.



80" Transport Width
Fits most trailers making it easy to transport from job-to-job.

104" Width of Cut
Widest zero turn available from Hustler.

SUPER S



¹Guidance and recommendations based on total property size and will vary depending on yard and terrain conditions. See your local dealer for expert advice.
*As rated by the engine manufacturer.
** See owner's manual for warranty details and information. Certain restrictions apply.



Engine	Deck Sizes Available
19HP* - Kawasaki FX600	36"

- ✓ 5yr / 1200hr Residential & 6yr / 1000hr Commercial warranty**
- ✓ **Compact Stance**
Perfect for tight spaces and trailering from job-to-job.
- ✓ **VX Deck**
Fabricated 7 ga. steel deck, engineered for extreme vacuum performance and cut quality.
- ✓ **SmoothTrak™ Steering**
Precision control designed to help trim and manoeuvre easily around obstacles.



IDEAL FOR UP TO
2.3
ACRES
PER HOUR¹

SUPER S

When access and manoeuvrability are paramount, you can rely on the Hustler Super S stand on commercial mower. With an astounding 6 year / 1000 hour commercial warranty, this is one stand on mower that is built to work. The fabricated 7-gauge deck is 36" wide to give access through gates as narrow as 1 metre. The small footprint compared to a seated zero turn mower makes the Super S perfect for getting in and around garden beds, trees and other obstacles.

- 1 **Pulley Covers**
Toolless removable pulley covers for easy maintenance.
- 2 **Park Brake**
Hand-operated lever to set the park brake.



- 3 **Cut Height Adjustment**
Hand-operated lever and pin to adjust deck/cutting height.
- 4 **Wide Operator Platform**
For mowing comfort and operator stability.
- 5 **Adjustable Foot Platform**
Spring loaded suspension platform designed for all day comfort.
- 6 **Service Friendly Design**
Designed to make maintenance and service fast and easy.
- 7 **Adjustable Speed Controls**
Allows you to go at your own pace for control. Also helps with training new operators.

RESIDENTIAL MOWERS - SPECIFICATIONS

DASH xD



RAPTOR x



RAPTOR xD



RAPTOR xDX



CUTTING DECKS	34" & 42" side-discharge, 10ga. fabricated deck	42" & 54" side-discharge, 11ga. fabricated deck	42", 48" & 54" side-discharge, 11ga. fabricated deck	48", 54" & 60" side-discharge, 10ga. fabricated deck
ENGINE CONFIGURATIONS	15HP* Kawasaki® FR541 V-Twin	21.5HP* Kawasaki FR651 V-Twin 23HP* Kawasaki FR691 V-Twin	21.5HP* Kawasaki FR651 V-Twin 23HP* Kawasaki FR691 V-Twin	23HP* Kawasaki FR691 V-Twin 24HP* Kawasaki FR730 V-Twin
DECK HEIGHT	Foot-operated 1.5" to 4.5"	Foot-operated 1.5" to 4.5"	Foot-operated 1.5" to 4.5"	Foot-operated 1.5" to 4.5"
DRIVE SYSTEM	Dual Hydro-Gear® ZT-1800 Transmissions	Dual Hydro-Gear® ZT-2200 Transmissions	Dual Hydro-Gear® ZT-2800 Transmissions, serviceable w/ spin-on filters	Dual Hydro-Gear® ZT-3100 Transmissions, serviceable w/ spin-on filters
SPEED (FWD)	Up to 9.7 km/h	Up to 10.5 km/h	Up to 12 km/h	Up to 12.5 km/h
FUEL CAPACITY	7.5 litres	11 litres	11 litres	11 litres
DRIVE TYRE	18" BigBite	18" BigBite	Up to 20" BigBite	Up to 22" BigBite
SEAT	Premium bolstered seat	Premium bolstered seat w/ arm rests	Premium bolstered high-back seat w/ arm rests and built-in lumbar support	Premium bolstered high-back seat w/ arm rests and built-in lumbar support
ACCESSORIES	<ul style="list-style-type: none">▶ Mulch kit▶ Side grass catcher▶ Dump from seat catcher attachment adapter▶ Light kit▶ Steering lever extension kit	<ul style="list-style-type: none">▶ Mulch kit▶ 2-Bag non-powered catcher▶ Flex Forks®▶ Stripe kit▶ Hitch kit▶ Light kit▶ Steering lever extension kit▶ USB standard	<ul style="list-style-type: none">▶ Mulch kit▶ 2-Bag non-powered catcher▶ Flex Forks®▶ Light kit▶ Stripe kit▶ Hitch kit▶ Steering lever extension kit▶ USB standard	<ul style="list-style-type: none">▶ Mulch kit▶ 2-Bag non-powered catcher▶ Mesh side catcher▶ Steel side catcher▶ Flex Forks®▶ Light kit▶ Stripe kit▶ Hitch kit▶ Steering lever extension kit▶ USB standard



COMMERCIAL MOWERS - SPECIFICATIONS

FASTRAK



FASTRAK_{SDX}



X-ONE



SUPER Z



SUPER Z HYPERDRIVE



SUPER 104



SUPER S



CUTTING WIDTHS	48", 54" & 60" side-discharge, 10ga. fabricated deck	48", 54" & 60" side-discharge 10ga. fabricated deck	54" & 60" side-discharge 7ga. fabricated VX4 deck	54" & 60" side-discharge 7 ga. fabricated VX4 deck	60" & 72" side-discharge / 60" & 72" rear-discharge 7 ga. fabricated VX4 decks	104" rear-discharge 11ga. fabricated deck	36" Side-discharge 7ga.fabricated deck
ENGINE CONFIGURATIONS	22HP* Kawasaki® FT691 V-Twin 24HP* Kawasaki® FT730 V-Twin	22HP* Kawasaki® FX691 V-Twin 23.5HP* Kawasaki® FX730 V-Twin	27HP* Kawasaki® FX850 V-Twin 27HP* Kawasaki® FX850 EFI V-Twin	35HP* Kawasaki® FX1000 V-Twin	36HP* Kawasaki® FX1000 V-Twin 38.5HP* Kawasaki® FX1000 V-Twin EFI	38.5HP* Kawasaki® FX1000 V-Twin EFI	19HP* Kawasaki® FX600 V-Twin
DECK HEIGHT	Foot-operated 1.5" to 4.5" (1/4" increments)	Foot-operated 1.5" to 4.5" (1/4" increments)	Foot-operated 1" to 5.5" (1/4" increments)	Foot-operated 1" to 5.5" (1/4" increments)	Foot-operated 1" to 5.5" (1/4" increments)	Hydraulic 1" to 5.5"(1/4" increments)	Hand-operated 1" to 5.5" (1/4" increments)
DRIVE SYSTEM	Commercial-duty Dual Hydro-Gear® ZT-3200 Transmissions, serviceable w/ spin-on filters	Commercial-duty Dual Hydro-Gear® ZT-3400 Transmissions, serviceable w/ spin-on filters	Dual Hydro-Gear® ZT-4400 Transmissions	Hydro-Gear 21cc pumps, Parker TG high torque wheel motors, 3 gal. reservoir, oil cooler w/ fan & hot oil shuttle	HyperDrive industrial Danfoss slipper piston pumps, Parker TG high torque wheel motors, 11.3 litre reservoir, oil cooler w/ 9" fan & hot oil shuttle	HyperDrive industrial Danfoss slipper piston pumps, Parker TG high torque wheel motors, 11.3 litre reservoir, oil cooler w/ 9" fan & hot oil shuttle	Hydro-Gear 10cc pump w/ Parker TL0195 wheel motors
SPEED (FWD)	Up to 12.9 km/h	Up to 14.5 km/h	Up to 16.9 km/h	Up to 22.5 km/h	Up to 25.7 km/h	Up to 17.7 km/h	Up to 10.4 km/h
FUEL CAPACITY	Dual Roto-Molded 32 litres capacity	Dual Roto-Molded 32 litre total capacity	Dual fuel tank with w/ 45 litre total capacity	Dual fuel tank with w/ 45 litre total capacity	Dual fuel tank w/ 45 litre total capacity	45.4 litres	24 litres
DRIVE TYRE	Up to 23" BigBite	Up to 23" BigBite	Up to 24" BigBite	Up to 26" BigBite	Up to 26" BigBite	Up to 26" BigBite	Up to 20" BigBite
SEAT	High-back adjustable suspension seat w/ arm rests	Extra high-back suspension seat w/ arm rests	High-back suspension seat w/ arm rests and 3" travel	High-back suspension seat w/ arm rests and 3" travel	Extra high-back suspension seat w/ upholstered arm rests and 3" travel	Extra high-back suspension seat w/ upholstered arm rests and 3" travel	N/A
ACCESSORIES	<ul style="list-style-type: none">▶ Mulch kit▶ 2-Bag non-powered catcher▶ Mesh side catcher▶ Steel side catcher▶ FlexForks®▶ Stripe kit▶ Steering lever extension kit	<ul style="list-style-type: none">▶ Mulch kit▶ 2-Bag non-powered catcher▶ Mesh side catcher▶ Steel side catcher▶ FlexForks®▶ Stripe kit▶ Steering lever extension kit	<ul style="list-style-type: none">▶ Mulch kit▶ 3-bag powered catcher▶ BacVac catcher▶ Catcher adapter kit▶ Flex Forks®▶ Semi pneumatic front tyres▶ Hitch kit▶ Steering lever extension kit	<ul style="list-style-type: none">▶ Mulch kit▶ 3-bag powered catcher▶ BacVac catcher▶ Catcher adapter kit▶ Flex Forks®▶ Semi pneumatic front tyres▶ Hitch kit▶ Steering lever extension kit	<ul style="list-style-type: none">▶ Mulch kit▶ 3-bag powered catcher▶ BacVac catcher▶ Catcher adapter kit▶ Flex Forks®▶ Semi pneumatic front tyres▶ Hitch kit▶ Steering lever extension kit	<ul style="list-style-type: none">▶ Flex Forks®▶ Hitch kit	<ul style="list-style-type: none">▶ Mulch kit▶ Steel side catcher

ACCESSORIES & OTHER PRODUCTS (each sold separately)



NON-POWERED CATCHER

Available across the Residential and Commercial Range (2-bag catcher shown).



3-BAG POWERED CATCHER

Available on X-One, Super Z and Super Z HyperDrive models.



STEEL SIDE CATCHER

Available on Raptor XDX, FasTrak, FasTrak SDX and Super S.



BACVAC

Electric actuated DFS bagger system. The BACVAC has a 10-bushel capacity. Available on X-One, Super Z and Super Z Hyperdrive models.



MULCH KIT

Recycles clippings back into the soil to reclaim nutrients for your lawn. Available across the Residential and Commercial Range (excludes Super 104).



FLEX FORKS®

Designed to provide operator comfort and an even cut, especially over uneven terrain or at high speeds. Available on the Residential and Commercial Ranges (excludes the Dash XD and Super S models).



STEERING EXTENSION KIT

Allows for height adjustment of steering levers to help make your mowing experience as comfortable as possible. Available on the Commercial Range (excludes Super 104 and Super S).



LIGHT KIT - RESIDENTIAL

Help extend productivity into late hours. Kit contains two LED lights. Available on the Residential Range.



HITCH KIT

Add a hitch receiver to your mower. Available on Raptor X, Raptor XD, Raptor XDX, X-One, Super Z, Super Z HyperDrive and Super 104.



SEMI-PNEUMATIC TYRES

Designed to help protect against flat tyres. Available on the X-One, Super Z and Super Z HyperDrive.



STRIPE KIT

Helps provide a professional, manicured finish to your lawn. Available on Raptor X, Raptor XD, Raptor XDX, FasTrak and FasTrak SDX.



Scan to get the latest on Hustler Mowers.





HUSTLERTM

For more information, please call 1300 951 594 or visit www.hustlermowers.com.au



Not all products available at all dealers. A failure by a supplier to deliver in accordance with sample description or not at all or other unintentional causes may result in some products being unavailable. Product availability, images and specifications may change without prior notice. Images may not reflect dealer inventory or unit specifications. Guidance and recommendations based on total property size and will vary depending on yard and terrain conditions - see your local dealer for expert advice. Engine descriptions, warranty and horsepower (HP) are by the engine manufacturer.

For more information on our warranty, please contact your local Hustler Dealer. MAY23

2023 Hustler Mowers | PART# HUSTLERCAT2023

HUSTLERMOWERS.COM.AU