



HUSTLER®

**HERE
TO
WORK**



2025 CATALOGUE



WELCOME TO HUSTLER COUNTRY

A place where people earn their keep. In Hustler Country we build mowers that last. Mowers not afraid of a little hard work.

We develop new products and improve existing ones - it's a source of pride. And it's that pride, plus our hard work and our ingenuity, that come together to create the most innovative, hard-working outdoor power equipment solutions for you.






TABLE OF CONTENTS

HUSTLER RESIDENTIAL	4-5
DASH XD	6-7
RAPTOR SERIES	8
RAPTOR X	9
RAPTOR XD	10
RAPTOR XDX	11
HUSTLER COMMERCIAL	12-13
FASTRAK SERIES	14-15
FASTRAK	16
FASTRAK SDX	17
X-ONE SERIES	18-19
SUPER Z SERIES	20-21
SUPER Z HYPERDRIVE SERIES	22-23
SUPER 104 SERIES	24-25
SUPER S SERIES	26-27
RESIDENTIAL SPECIFICATIONS	28-29
COMMERCIAL SPECIFICATIONS	30-31



IMPROVING LIFE & LAWN CARE

In 1964, Hustler introduced the world's first twin-lever zero-turn lawn mower. Today, the twin-lever design created by Hustler is used by most zero-turn manufacturers. With a jump on the competition, Hustler quickly began improving the original design by implementing a rigorous R&D program to engineer, test, and push the envelope on what was possible with a zero-turn mower for the commercial market.

In 2012, Hustler took these years of innovation and experience with commercial equipment and put that knowledge into a residential zero-turn mower called the Raptor™. The success of the Raptor led to a complete series of Raptor models, and eventually spun off the Dash™ Series.

Today, homeowners rely on Hustler equipment for its durability, reliability and professional cut quality. They also depend on our quality customer service, product warranties and our Australia-wide network of servicing dealers.



Product images are for illustration purposes. Product specifications may change at anytime without prior notice.

THE HUSTLER™ ADVANTAGE

SMOOTHTRAK™ STEERING

Developed over decades of experience. Precision control designed to help trim and manoeuvre easily around obstacles.



INTEGRATED PARK BRAKE

Hustler was the first to integrate the parking brake into the twin-lever design. This design was patented for years and continues to be a great safety measure for operators.



FABRICATED DECKS

Our fabricated welded-steel decks are designed to handle harsh conditions. Heavy-gauge steel and reinforced impact areas help prolong the life of the deck.



TOUGH FRAMES

Fabricated welded-steel frames, thick front axles and forks with heavy-duty caster yokes help your mower last for years. Our frames are tested for thousands of hours on concrete test tracks with inclines and embankments.



SIMPLE DESIGN

More engineering doesn't always mean more parts or more complexity. Quite the opposite. We engineer our mowers for easy serviceability with flip-up seat pans, removable floor pans, and vented pulley covers.



PRECISION CUT QUALITY

Our decks are not only tough, but engineered to give homeowners a clean, crisp cut. This comes from decades of learning how the airflow inside the deck stands grass blades up during the cut. Make your neighbours jealous with a beautifully manicured yard and well-defined stripes.



DASH XD

Compact Size

Easily fits through most gates to tackle fenced-in backyards. The small footprint makes it ideal for storing in a garage.



Standard Engine Guard



1

Fabricated Steel Frame
1"x 2" fabricated steel frame making it tough and durable.

2

Welded Fabricated Steel Deck
11 ga. welded fabricated steel deck adds durability compared to a stamped deck.

3

Foot-Operated Deck Lift
Easily adjust the deck height between 1.5" - 4.5".

4

Kawasaki® Power
V-Twin Kawasaki® engine.

5

Bolstered Seat
Bolstered with built-in lumbar support.

6

18" BigBite™ Rear Tyres
We worked directly with the tyre manufacturer on this design.

DASH XD

UP TO
2
ACRES
PER HOUR¹

The Dash XD is Hustler's most compact residential mower designed for smaller property owners. The smaller design makes it ideal for garage storage and fitting through tight spaces like fence gates. One piece fabricated frame and welded steel deck come standard along with a bolstered seat, Kawasaki® power & BigBite™ tyres.



Engine	Deck Sizes Available
15HP* - Kawasaki FR541	34", 42"

✓ 2yr / 200hr Residential Warranty**



PREMIUM SEAT

Bolstered with built-in lumbar support.



PREMIUM POWER

V-Twin Kawasaki engine.



18" REAR DRIVE TYRES

¹Guidance and recommendations based on total property size and will vary depending on yard and terrain conditions. See your local dealer for expert advice.


*As rated by the engine manufacturer. ** See owner's manual for warranty details and information. Certain restrictions apply.

Product images are for illustration purposes. Product specifications may change at anytime without prior notice.

RAPTOR

SERIES

RAPTOR SERIES SHARED FEATURES



1 Welded Steel Deck
Welded fabricated steel deck helps add durability and can extend the mower's life.

2 Wide Stance
Designed to provide ample room adding to the comfort for the operator.

5 Rubber Floor Mat
Helps provide comfort by minimising vibration on the operator's feet. Standard on all Raptor models.

8 Easy to Service
Flip-up seat pan, removable floor pan, vented pulley covers.

3 SmoothTrak™ Steering
Precision control designed to help trim and manoeuvre easily around obstacles.

6 Fabricated Frame
Continuous one-piece 1.5" x 3" welded tubular frame.

9 Exclusive BigBite™ Rear Tyres
Excellent traction designed not to tear up turf.

4 Kawasaki® Power
Powered by a V-Twin Kawasaki® engine.

7 Foot-Operated Deck Lift
Easily adjust the deck height between 1.5" - 4.5".

10 Bolstered Seat
Helps provide a comfortable ride and airflow to the back. Armrest standard available on Raptor XD and XDX.

RAPTOR X

UP TO
3
ACRES
PER HOUR¹

The legendary Raptor X packs all the performance and reliability Hustler is known for into a simple and durable design. We engineer our mowers to be maintenance and service friendly for the everyday homeowner. From the frame to the deck to our trademark steering, the Raptor X delivers excellent cut quality for a well manicured lawn. We've put thousands of hours of R&D and testing into the Raptor Series, which is why it's backed by a 3yr / 300hr warranty**.



Engine	Deck Sizes Available
21.5HP* - Kawasaki® FR651	42"
23HP* - Kawasaki® FR691	54"

✓ 3yr / 300hr Residential Warranty**



Bolstered Seat

Helps provide a comfortable ride and airflow to the back.



Kawasaki® Engine

Powered by a V-Twin Kawasaki® Engine.



Exclusive BigBite™ Rear Tyres

Excellent traction designed not to tear up turf. We worked directly with the tyre manufacturer on this design.

¹Guidance and recommendations based on total property size and will vary depending on yard and terrain conditions. See your local dealer for expert advice.

*As rated by the engine manufacturer. ** See owner's manual for warranty details and information. Certain restrictions apply. Product images are for illustration purposes. Product specifications may change at anytime without prior notice.

RAPTOR

XD

UP TO
3.2
ACRES
PER HOUR¹

With engine options up to a 23HP* Kawasaki® and deck options up to a 54" deck, the Raptor XD is a premium lawn mower in the residential zero turn category. Like all Raptors, we've spent decades and thousands of hours perfecting our durable fabricated decks that provide a crisp, clean cut-quality. Raptor XDs are backed by a 3yr / 300hr warranty**.



Engine	Deck Sizes Available
21.5HP* - Kawasaki® FR651	42"
23HP* - Kawasaki® FR691	48", 54"

✓ 3yr / 300hr Residential & Commercial Warranty**



UPGRADES FOUND ON THE RAPTOR XD

Compared to Raptor X.



Higher-Back Seat and Added Padding
For all day comfort.



Additional 48" Deck Size Option Available



Larger BigBite™ Drive Tyres
Up to 20" on the rear tyres.
Larger Transmissions
Hydro-Gear® ZT-2800®.

¹Guidance and recommendations based on total property size and will vary depending on yard and terrain conditions. See your local dealer for expert advice.

*As rated by the engine manufacturer. ** See owner's manual for warranty details and information. Certain restrictions apply.
Product images are for illustration purposes. Product specifications may change at anytime without prior notice.

RAPTOR

XDX

UP TO
3.9
ACRES
PER HOUR¹

The Raptor XDX is at the top of Hustler's residential zero turn category. It has commercial-grade features like a 10-gauge fabricated deck, cast steel deck hangers, vented and toolless removable pulley covers. The XDX also reaches up to 12.9km/h with Hydro-Gear® ZT-3100® commercial transmissions making for a smooth ride. The 5" deep deck is designed to allow for mowing through thick grass at top speeds. The heavy-duty XDX is backed by a 3yr / 400hr residential and commercial warranty**.




Engine	Deck Sizes Available
23HP* - Kawasaki® FR691	48"
24HP* - Kawasaki® FR730	54", 60"

✓ 3yr / 400hr Residential & Commercial Warranty**

UPGRADES FOUND ON THE RAPTOR XDX

Compared to Raptor XD.



Higher-Back Seat and Added Padding
For all day comfort.



Larger 22" BigBite™ Drive Tyres
Excellent traction designed not to tear up turf. We worked directly with the tyre manufacturer on this design.



Commercial-Grade Deck
With front bull nose bumper

¹Guidance and recommendations based on total property size and will vary depending on yard and terrain conditions. See your local dealer for expert advice.

*As rated by the engine manufacturer. ** See owner's manual for warranty details and information. Certain restrictions apply. Product images are for illustration purposes. Product specifications may change at anytime without prior notice.



HUSTLER

BUILT FOR ALL DAY, EVERYDAY PERFORMANCE

Whatever your daily hustle, you need equipment that's Built to Work. Long days and rough conditions can take their toll, and when you rely on your equipment to earn a living, downtime is costly and inconvenient. That's why every Hustler mower is Built to Work, not built to a price. Hustler mowers front up day after day, year after year, ready to work hard.

For a better built mower that's got your back, and your back pocket, you can't beat Hustler.

Product images are for illustration purposes. Product specifications may change at anytime without prior notice.

EXCLUSIVE COMMERCIAL FEATURES



HYPERDRIVE SYSTEM

Reducing the temperature of the oil in your wheel motors is key to extending the life of your hydraulic system. Hustler's exclusive HyperDrive system helps to do just that with temperature regulation and tough components designed to keep your mower at peak performance. *Available on the Super Z HyperDrive and Super 104 models.*

VX4 DECK TECHNOLOGY

The VX4 Deck combines four performance features to help provide a quick, clean, and professional looking cut: versatility, velocity, vacuum and volume. The combination allows professionals to move grass through the deck efficiently and consistently.

Available on the X-One, Super Z & Super Z HyperDrive models.

COMMERCIAL-GRADE ENGINES

The Hustler Commercial range features commercial-grade, heavy-duty Kawasaki® engines that are built for the toughest jobs.

ROLLOVER PROTECTION SYSTEM (ROPS)

Hustler Commercial Zero Turns include a Rollover Protection System (ROPS) to keep you safe when mowing on difficult terrain.

Available on Hustler Commercial Zero Turns.

I3M™ SUSPENSION SEAT

The high-back I3M™ seat features armrests and a 3-inch travel range giving you maximum comfort all day, everyday.

UNMATCHED WARRANTIES

Hustler Mowers are built to the highest standards. That is why our warranties across the commercial range include no hour limits[#] to give you added peace of mind for years to come.

[#]No hour limit commercial warranties available on the X-One, Super Z & Super Z HyperDrive models.



FASTRAK

SERIES

FASTRAK & FASTRAK SDX SHARED FEATURES

- 1 Magnetic Top Pin Deck Lift System**
Adjust the deck height between 1.5" -4.5" with your foot.
- 2 SmoothTrak™ Steering**
Precision control designed to help trim and manoeuvre easily around obstacles.
- 3 Cast Deck Hangers**
Designed to help improve durability.
- 4 Front and Rear Tie Downs**
1.5" x 3" tubular steel fabricated frame with front and rear tie downs.





5

Easy Serviceability

Flip-up seat pan, removable floor pan, and toolless removable pulley covers to make maintenance easy and simple.

6

Less Clutter Under Seat

Provides airflow aiding in keeping transmissions cooler.

7

Transmissions

Serviceable Hydro-Gear® Transmissions.

8

Welded Steel Deck

Durable 10ga. welded fabricated steel.

9

BigBite™ Tyres

Excellent traction designed not to tear up turf. We worked directly with the tyre manufacturer on this design.

FASTRAK

UP TO
3.9
ACRES
PER HOUR¹

The FasTrak series is ideal for business owners who demand more from their zero turn mower. Features like the 4 year commercial warranty, fabricated steel decks, commercial-grade Kawasaki® V-Twin engines and strong Hydro-Gear® ZT-3200 transmissions will have you mowing for longer. Safety is covered with standard roll over protection bar, while the seating position has been designed with operator comfort in mind.



Engine	Deck Sizes Available
22HP* - Kawasaki® FT691	48", 54"
24HP* - Kawasaki FT730	60"

✓ 4yr / 750hr Residential & Commercial Warranty**



High-Back Suspension Seat

Shields the operator from bumps. EVC cushion designed to help take pressure off the tailbone and lower back.



Commercial-Grade Kawasaki® FT Engine

With Vortical Air Filtration. Cleans debris to help extend engine life.



Dual Roto-Molded Fuel Tanks

32 litre fuel capacity and dual fuel gauges.

¹Guidance and recommendations based on total property size and will vary depending on yard and terrain conditions. See your local dealer for expert advice.

*As rated by the engine manufacturer. ** See owner's manual for warranty details and information. Certain restrictions apply. Product images are for illustration purposes. Product specifications may change at anytime without prior notice.

UP TO
4.3
ACRES
PER HOUR¹

UPGRADES FOUND ON THE

FASTRAK SDX

Compared to FasTrak

Engine	Decks Sizes Available
22HP* - Kawasaki FX691	48"
23.5HP* - Kawasaki FX730	54" , 60"

✓ **4yr / 1000hr Residential & Commercial Warranty****

✓ **Extra High-Back Suspension Seat**
Higher backrest and more bolstered back cushion.

✓ **Kawasaki® FX Engine**
Full commercial remote canister air cleaner.

✓ **Larger Transmissions**
Hydro-Gear® ZT-3400™.

✓ **More Warranty Coverage**
4yr/1000hr compared to 4yr/750hr warranty**.



*As rated by the engine manufacturer. ** See owner's manual for warranty details and information. Certain restrictions apply.

X-ONE



1

Fabricated Frame
1.5" x 3.0" steel single piece fabricated frame.

2

SmoothTrak™ Steering
Precision control to help trim and manoeuvre easily around obstacles.

3

Foot-Operated Deck Lift
Easily adjust the deck height between 1"- 5.5" with your foot.

4

VX Deck
Fabricated 7ga. steel engineered for extreme vacuum for performance and cut quality.

5

Commercial-Grade Torque
Hydro-Gear® ZT-4400™ Transmission.

6

I3M™ Seat
High-back seat with adjustable armrests and 3-inch suspension travel range.

Product images are for illustration purposes. Product specifications may change at anytime without prior notice.

X-ONE

UP TO
6.3
ACRES
PER HOUR¹

The X-ONE is built for the full-time commercial landscaper to provide all day, every day performance. The 54" or 60" cutting decks offer flexibility, making this model suited to both large area mowing and jobs where narrower access is required. The VX4 Deck technology is engineered for extreme vacuum to efficiently draw grass and leaves up into the mower blades resulting in a consistent cut for all grass types including thin dry grass.



Engine	Deck Sizes Available
27HP* - Kawasaki® FX850	54"
29.5HP* - Kawasaki® FX850 EFI	60"

- ✓ 5yr / 1200hr Residential & 2yr / no hour limit Commercial Warranty**



VX™ Deck

Fabricated 7ga. steel engineered for extreme vacuum to deliver an excellent after cut appearance.



I3M™ Suspension Seat

High-back seat with armrests and 3-inch travel range.



Commercial-Grade Engines

Kawasaki® FX Engines backed by a 3-year warranty**.

¹Guidance and recommendations based on total property size and will vary depending on yard and terrain conditions. See your local dealer for expert advice.

*As rated by the engine manufacturer. ** See owner's manual for warranty details and information. Certain restrictions apply. Product images are for illustration purposes. Product specifications may change at anytime without prior notice.

SUPER Z

Power meets productivity with the Super Z Series. With ground speed up to 22.5 km/h, the Super Z offers a great compromise between high productivity and compact size, while the dual fuel tanks up to 45 litre total capacity means less stopping and more mowing. The cutting deck options offer super flexibility, making this range suited to both wide area applications and jobs where a narrower machine is required.



1

VX4 Deck

Fabricated 7ga. steel deck engineered to help move grass at high speed while maintaining cut-quality.

2

Foot-Operated Deck Lift

Easily adjust the deck height between 1" - 5.5" with your foot.

3

I3M™ Suspension Seat

High-back seat with adjustable armrests and 3-inch travel range.

4

SmoothTrak™ Steering

Precision control to help trim and manoeuvre easily around obstacles.

5

Large Fuel Capacity

Dual fuel tank with 45 litre total fuel capacity.

6

Easy Serviceability

Flip-up seat pan, removable floor pan, and vented pulley covers for easy and simple maintenance.

Product images are for illustration purposes. Product specifications may change at anytime without prior notice.

SUPER Z

UP TO
6.8
ACRES
PER HOUR¹

Engine	Deck Sizes Available
35HP* - Kawasaki® FX1000	54", 60"

- ✓ 5yr / 1200hr Residential & 2yr / no hour limit Commercial Warranty**



Commercial-Grade Torque
Hydro-Gear® 21cc PY pumps and Parker TG wheel motors.



Heavy-Duty Hydraulics
With 11 litre oil reservoir, oil cooler with fan & hot oil shuttle.



Commercial-Grade Engines
Kawasaki® FX Engines backed by a 3-year warranty**.

¹Guidance and recommendations based on total property size and will vary depending on yard and terrain conditions. See your local dealer for expert advice.
*As rated by the engine manufacturer. ** See owner's manual for warranty details and information. Certain restrictions apply.
Product images are for illustration purposes. Product specifications may change at anytime without prior notice.

SUPER Z HYPERDRIVE

Power meets productivity with the Super Z HyperDrive Commercial Zero Turn Mowers. Fast ground speed combined with a range of side discharge or rear discharge cutting decks offer super flexibility, making this model suited to a wide range of applications. The HyperDrive system also ensures long term reliability and performance, with industrial-grade hydro transmissions and temperature regulation to keep you going all day in hot conditions when others would give up.



- 1 Commercial-Grade Engines**
Kawasaki® FX1000 or
Kawasaki® FX1000 with EFI
engine options.
- 2 Foot Operated Deck Lift**
Easily adjust the deck height
between 1" - 5.5" with your
foot.
- 3 I3M™ Suspension Seat
With Upholstered Armrests**
High-back seat with armrests.
- 4 Ample Torque**
Danfoss DDC-20 pumps
and Parker® TG wheel motors.
- 5 VX4 Deck**
Fabricated 7ga. steel deck
engineered to help move
grass at high speed while
maintaining cut-quality.
- 6 Easy Serviceability**
Flip-up seat pan, removable
floor pan, and vented pulley
covers for easy and simple
maintenance.

SUPER Z HYPERDRIVE

UP TO
9.3
ACRES
PER HOUR¹

Engine	Deck Sizes Available
35HP* - Kawasaki® FX1000	60", 60" RD, 72" RD
38.5HP* - Kawasaki® FX1000 EFI	60", 72"

RD = Rear Discharge

- ✓ 5yr / 1200hr Residential & 2yr / no hour limit Commercial Warranty**




HYPERDRIVE SYSTEM

Reducing the temperature of the oil in your wheel motors is key to extending the life of your hydraulic system. Hustler's exclusive HyperDrive system helps do just that with temperature regulation and heavy-duty components designed to keep your mower at peak performance.



HyperDrive Hydro System

Features industrial-grade pumps and motors to handle tough jobs and long days.



Parker® TG280 Wheel Motors



Industrial-Grade Slipper Piston Pumps

These pumps are typically found on larger equipment like skid steers.

¹Guidance and recommendations based on total property size and will vary depending on yard and terrain conditions. See your local dealer for expert advice.

*As rated by the engine manufacturer. ** See owner's manual for warranty details and information. Certain restrictions apply.

Product images are for illustration purposes. Product specifications may change at anytime without prior notice.

SUPER 104

A true, no-compromise wide area zero turn mower, the Hustler Super 104 delivers unrivalled productivity. Offering a fast 17.7 km/h ground speed and huge 104" mowing width, the Hustler Super 104 cuts more grass in less time, while the industrial grade hydro transmissions, and huge 45.4 litre fuel tank, mean you can stay in the seat mowing for longer. Operator comfort is second to none with a deluxe high-back suspension seat, effortless hydraulic deck lift, SmoothTrak™ Steering and a handy oversized cup holder ensuring every shift is a comfortable one.

1 HyperDrive Hydro System
Features industrial-grade pumps and motors to handle tough jobs and long days.

2 SmoothTrak™ Steering
Precision control designed to help trim and manoeuvre easily around obstacles.

3 Hydraulic Deck Height Adjustment
Raising and lowering your cutting height is easy.

4 I3M Suspension Seat
High-back seat with armrests.

5 Commercial-Grade Engines
Kawasaki® FX1000 EFI engine options.

6 Hydraulic Wings
Easily raise and lower wings for transporting.



80" Transport Width
Fits most trailers making it easy to transport from job-to-job.

104" Width of Cut
Widest zero turn available from Hustler.

SUPER 104

UP TO
9.2
ACRES
PER HOUR¹

Engine	Deck Sizes Available
38.5HP* - Kawasaki® FX1000 EFI	104"

- ✓ 5yr / 1200hr Residential & 2yr / no hour limit Commercial Warranty**



HyperDrive Hydro System

Features industrial-grade pumps and motors to handle tough jobs and long days.



104" Width of Cut

Widest zero turn available from Hustler Mowers.



80" Transport Width

Fits most trailers making it easy to transport from job-to-job.

¹Guidance and recommendations based on total property size and will vary depending on yard and terrain conditions. See your local dealer for expert advice.

*As rated by the engine manufacturer. ** See owner's manual for warranty details and information. Certain restrictions apply. Product images are for illustration purposes. Product specifications may change at anytime without prior notice.

SUPER S

When access and manoeuvrability are paramount, you can rely on the Hustler Super S Stand On Commercial Mower. With an astounding 6 year / 1000 hour commercial warranty, this is one stand on mower that is built to work. The fabricated 7-gauge deck is 36" wide to give access through gates as narrow as 1 metre. The small footprint compared to a seated zero turn mower makes the Super S perfect for getting in and around garden beds, trees and other obstacles.



1 Pulley Covers
Toolless removable pulley covers for easy maintenance.

4 Wide Operator Platform
For mowing comfort and operator stability.

7 Adjustable Speed Controls
Allows you to go at your own pace for control. Also helps with training new operators.

2 Park Brake
Hand-operated lever to set the park brake.

5 Adjustable Foot Platform
Spring loaded suspension platform designed for all day comfort.

3 Cut Height Adjustment
Hand-operated lever and pin to adjust deck/cutting height.

6 Service Friendly Design
Designed to make maintenance and service fast and easy.

SUPER S

UP TO
2.3
ACRES
PER HOUR¹

Engine	Deck Sizes Available
19HP* - Kawasaki FX600	36"

✓ 5yr / 1200hr Residential & 6yr / 1000hr Commercial Warranty**

✓ **Compact Stance**
Perfect for tight spaces and trailering from job-to-job.

✓ **VX Deck**
Fabricated 7ga. steel deck, engineered for extreme vacuum performance and cut quality.

✓ **SmoothTrak™ Steering**
Precision control designed to help trim and manoeuvre easily around obstacles.



¹Guidance and recommendations based on total property size and will vary depending on yard and terrain conditions. See your local dealer for expert advice.
*As rated by the engine manufacturer.
** See owner's manual for warranty details and information. Certain restrictions apply.

DASH XD



RAPTOR X



RAPTOR XD



CUTTING DECKS	34" & 42" side-discharge, 11ga. fabricated deck	42" & 54" side-discharge, 11ga. fabricated deck	42", 48" & 54" side-discharge, 11ga. fabricated deck
ENGINE CONFIGURATIONS	15HP* Kawasaki® FR541 V-Twin	21.5HP* Kawasaki FR651 V-Twin 23HP* Kawasaki FR691 V-Twin	21.5HP* Kawasaki FR651 V-Twin 23HP* Kawasaki FR691 V-Twin
DECK HEIGHT	Foot-operated 1.5" to 4.5"	Foot-operated 1.5" to 4.5"	Foot-operated 1.5" to 4.5"
DRIVE SYSTEM	Dual Hydro-Gear® ZT-1800 Transmissions	Dual Hydro-Gear® ZT-2200 Transmissions	Dual Hydro-Gear® ZT-2800 Transmissions, serviceable with spin-on filters
SPEED (FWD)	Up to 9.7 km/h	Up to 11.3 km/h	Up to 12 km/h
FUEL CAPACITY	7.5 litres	11 litres	11 litres
DRIVE TYRE	Up to 18" BigBite	Up to 18" BigBite	Up to 20" BigBite
SEAT	Premium bolstered seat	Premium bolstered seat with armrests	Premium bolstered high-back seat with armrests and built-in lumbar support
ACCESSORIES	<ul style="list-style-type: none"> ▶ Mulch kit ▶ Side grass catcher ▶ Dump from seat catcher attachment adapter ▶ Light kit ▶ Steering lever extension kit 	<ul style="list-style-type: none"> ▶ Mulch kit ▶ 2-Bag non-powered catcher ▶ Flex Forks® ▶ Stripe kit ▶ Hitch kit ▶ Light kit ▶ Steering lever extension kit 	<ul style="list-style-type: none"> ▶ Mulch kit ▶ 2-Bag non-powered catcher ▶ Flex Forks® ▶ Light kit ▶ Stripe kit ▶ Hitch kit ▶ Steering lever extension kit



SIDE GRASS CATCHER
Available on Dash XD.



MULCH KIT
Available across the residential and commercial range.



2 BAG NON-POWERED CATCHER
Available across the residential and commercial range.



LIGHT KIT
Available on the residential range.

RAPTOR XDX



48", 54" & 60" side-discharge,
10ga. fabricated deck

23HP* Kawasaki FR691 V-Twin
24HP* Kawasaki FR730 V-Twin

Foot-operated
1.5" to 4.5"

Dual Hydro-Gear® ZT-3100
Transmissions, serviceable with
spin-on filters

Up to 12.9 km/h

11 litres

Up to 22" BigBite

Premium bolstered high-back
seat with armrests and built-in
lumbar support

- ▶ Mulch kit
- ▶ 2-Bag non-powered catcher
- ▶ Mesh side catcher
- ▶ Steel side catcher
- ▶ Flex Forks®
- ▶ Light kit
- ▶ Stripe kit
- ▶ Hitch kit
- ▶ Steering lever extension kit



STRIPPING KIT

Available on Raptor X, Raptor XD, Raptor XDX, FasTrak
and FasTrak SDX.



Product images are for illustration purposes. Product specifications may change at anytime without prior notice.



FASTRAK



FASTRAK^{SDX}



X-ONE



CUTTING WIDTHS	48", 54" & 60" side-discharge, 10ga. fabricated deck	48", 54" & 60" side-discharge 10ga. fabricated deck	54" & 60" side-discharge 7ga. fabricated VX deck
ENGINE CONFIGURATIONS	22HP* Kawasaki® FT691 V-Twin 24HP* Kawasaki® FT730 V-Twin	22HP* Kawasaki® FX691 V-Twin 23.5HP* Kawasaki® FX730 V-Twin	27HP* Kawasaki® FX850 V-Twin 29.5HP* Kawasaki® FX850 EFI V-Twin
DECK HEIGHT	Foot-operated 1.5" to 4.5" (1/4" increments)	Foot-operated 1.5" to 4.5" (1/4" increments)	Foot-operated 1" to 5.5" (1/4" increments)
DRIVE SYSTEM	Commercial-duty Dual Hydro-Gear® ZT-3200 Transmissions, serviceable with spin-on filters	Commercial-duty Dual Hydro-Gear® ZT-3400 Transmissions, serviceable with spin-on filters	Dual Hydro-Gear® ZT-4400 Transmissions
SPEED (FWD)	Up to 16 km/h	Up to 16 km/h	Up to 19.3 km/h
FUEL CAPACITY	Dual Roto-Molded 32 litres capacity	Dual Roto-Molded 32 litre total capacity	Dual fuel tank with 45 litre total capacity
DRIVE TYRE	Up to 23" BigBite	Up to 23" BigBite	Up to 24" BigBite
SEAT	High-back adjustable suspension seat with armrests	Extra high-back suspension seat with armrests	High-back suspension seat with armrests and 3" travel
ACCESSORIES	<ul style="list-style-type: none"> ▶ Mulch kit ▶ 2-Bag non-powered catcher ▶ Mesh side catcher ▶ Steel side catcher ▶ FlexForks® ▶ Stripe kit ▶ Steering lever extension kit 	<ul style="list-style-type: none"> ▶ Mulch kit ▶ 2-Bag non-powered catcher ▶ Mesh side catcher ▶ Steel side catcher ▶ FlexForks® ▶ Stripe kit ▶ Steering lever extension kit 	<ul style="list-style-type: none"> ▶ Mulch kit ▶ 3-bag powered catcher ▶ BacVac catcher ▶ Catcher adapter kit ▶ Flex Forks® ▶ Semi pneumatic front tyres ▶ Hitch kit ▶ Steering lever extension kit



MESH SIDE CATCHER
Available on the FasTrak and FasTrak SDX.



STEEL SIDE CATCHER
Available on the FasTrak, FasTrak SDX and Super S.



3-BAG POWERED CATCHER
Available on X-One, Super Z and Super Z HyperDrive.



BACVAC
Available on X-One, Super Z and Super Z HyperDrive.

SUPER Z



SUPER Z HYPERDRIVE



SUPER 104



SUPER S



54" & 60" side-discharge 7ga. fabricated VX4 deck	60" & 72" side-discharge / 60" & 72" rear-discharge 7ga. fabricated VX4 decks	104" rear-discharge 11ga. fabricated deck	36" side-discharge 7ga. fabricated VX deck
35HP* Kawasaki® FX1000 V-Twin	35HP* Kawasaki® FX1000 V-Twin 38.5HP* Kawasaki® FX1000 V-Twin EFI	38.5HP* Kawasaki® FX1000 V-Twin EFI	19HP* Kawasaki® FX600 V-Twin
Foot-operated 1" to 5.5" (1/4" increments)	Foot-operated 1" to 5.5" (1/4" increments)	Hydraulic 1" to 5.5" (1/4" increments)	Hand-operated 1" to 5.5" (1/4" increments)
Hydro-Gear 21cc pumps, Parker TG high torque wheel motors, 3 gal. reservoir, oil cooler with fan & hot oil shuttle	HyperDrive industrial Danfoss slipper piston pumps, Parker TG high torque wheel motors, 11.3 litre reservoir, oil cooler with 9" fan & hot oil shuttle	HyperDrive industrial Danfoss slipper piston pumps, Parker TG high torque wheel motors, 11.3 litre reservoir, oil cooler with 9" fan & hot oil shuttle	Hydro-Gear 10cc pump with Parker TL wheel motors
Up to 22.5 km/h	Up to 25.7 km/h	Up to 17.7 km/h	Up to 14.5 km/h
Dual fuel tank with 45 litre total capacity	Dual fuel tank with 45 litre total capacity	45.4 litres	27.63 litres
Up to 26" BigBite	Up to 26" BigBite	Up to 26" BigBite	Up to 20" BigBite
High-back suspension seat with armrests and 3" travel	Extra high-back suspension seat with upholstered armrests	Extra high-back suspension seat with upholstered armrests	N/A
<ul style="list-style-type: none"> ▶ Mulch kit ▶ 3-bag powered catcher ▶ BacVac catcher ▶ Catcher adapter kit ▶ Flex Forks® ▶ Semi pneumatic front tyres ▶ Hitch kit ▶ Steering lever extension kit 	<ul style="list-style-type: none"> ▶ Mulch kit ▶ 3-bag powered catcher ▶ BacVac catcher ▶ Catcher adapter kit ▶ Flex Forks® ▶ Semi pneumatic front tyres ▶ Hitch kit ▶ Steering lever extension kit 	<ul style="list-style-type: none"> ▶ Mulch Kit ▶ Flex Forks® ▶ Hitch kit 	<ul style="list-style-type: none"> ▶ Mulch kit ▶ Steel side catcher



SEMI-PNEUMATIC TYRES

Available on X-One, Super Z and Super Z HyperDrive.



FLEX FORKS®

Available on the residential and commercial ranges (excludes the Dash XD and Super S models).



STEERING EXTENSION KIT

Available on the residential and commercial ranges (excludes Super 104 and Super S).



HITCH KIT

Available on Raptor X, Raptor XD, Raptor XDX, X-One, Super Z, Super Z HyperDrive and Super 104.



HUSTLER®

For more information, please call **1300 951 594** or visit **www.hustlermowers.com.au**



Images are for illustration purposes and may not reflect current dealer inventory or unit specifications. Product specifications may change at any time without prior notice. Please confirm product specifications in-store with your Hustler Dealer prior to purchase. Not all products available at all dealers. A failure by a supplier to deliver in accordance with sample description or not at all or other unintentional causes may result in some products being unavailable. Engine descriptions, warranty and horsepower (HP) are by the engine manufacturer.

For more information on our warranty, please contact your local Hustler Dealer. MAR25.

2025 Hustler Mowers | PART # HUSTLERCAT2025

HUSTLERMOWERS.COM.AU